

Introducing MultiBooster

- Superior GMV subsea boosting pump
Next generation condition monitoring
Robust solution

AkerSolutions logo and branding

2018 WORLDWIDE SURVEY OF SUBSEA PROCESSING STATUS OF TECHNOLOGIES AND SYSTEMS MARCH 2018

Prepared By: Rebecca Roth, David McLaurin, Mike Paulin, Mac McKee, Sriram Subramanian, Craig Hume, and Veerendhar Panagandha of INTECSEA, E. Kurt Albaugh, Consulting Engineer & Offshore Poster Editor, and David Davis of Offshore Magazine

Poster Assembled By: Chris Jones of Exxon Group, Inc. Digital Images by: Sid Aquino of 3DMM E-Mail Comments, Correction or Additions to: ssp@intecsea.com

INTECSEA Offshore Magazine logo and contact information

INTECSEA, Inc. 575 North Dairy Ashford St Houston, TX 77079 USA Tel: 281-987-0800 www.intecsea.com

SUBSEA SEPARATION SYSTEM TYPES:

1. GRAVITY SEPARATION SYSTEMS

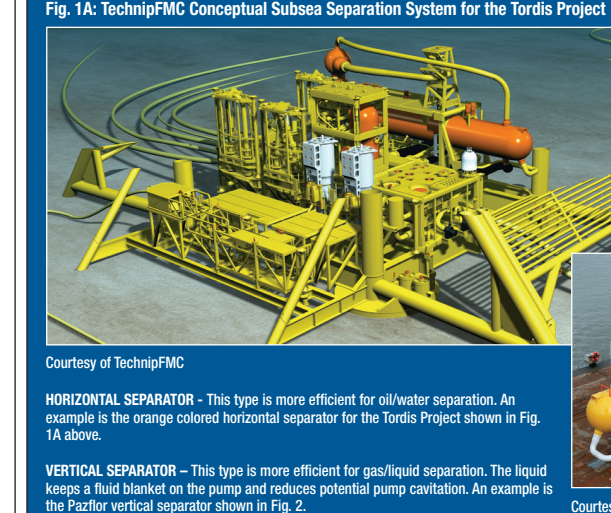


Fig. 1: Gravity Separation Systems

2. CAISSON SEPARATION SYSTEMS INSTALLED < 100m INTO SEABED




Fig. 2: Caisson Separation Systems

3. COMPACT/DYNAMIC SEPARATION SYSTEMS




Fig. 3: Compact/Dynamic Separation Systems

SUBSEA SEAWATER TREATMENT AND INJECTION

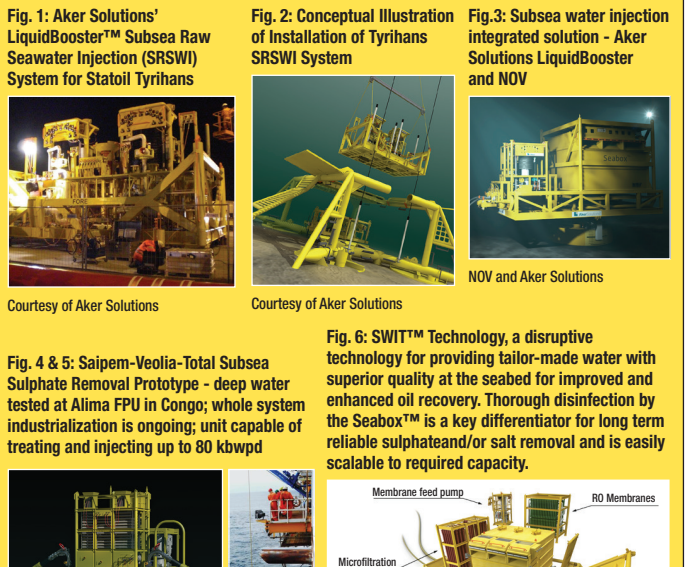


Fig. 4: Subsea Seawater Treatment and Injection

SUBSEA BOOSTING PUMP TYPES

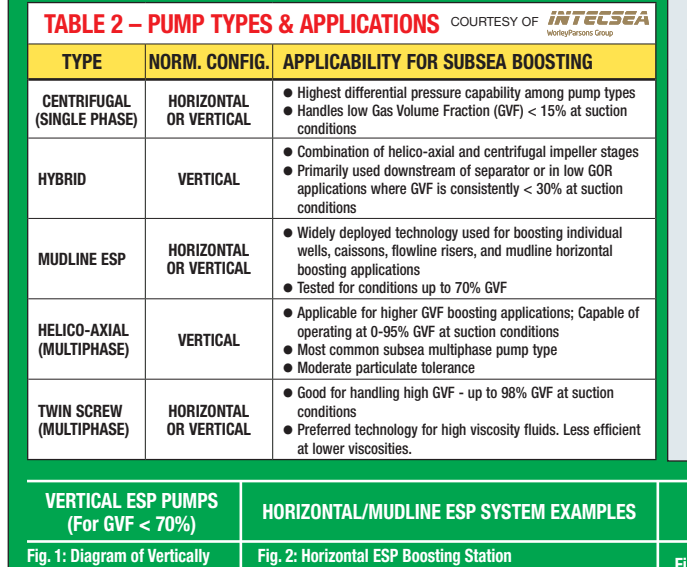
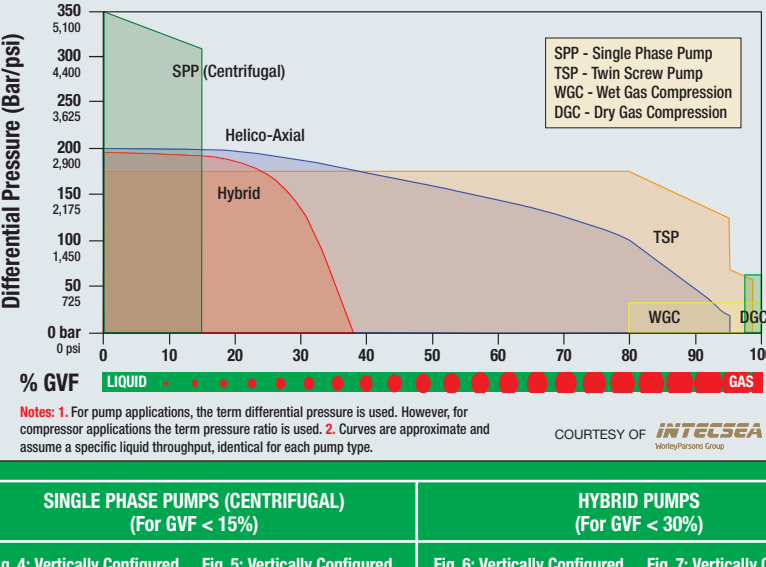
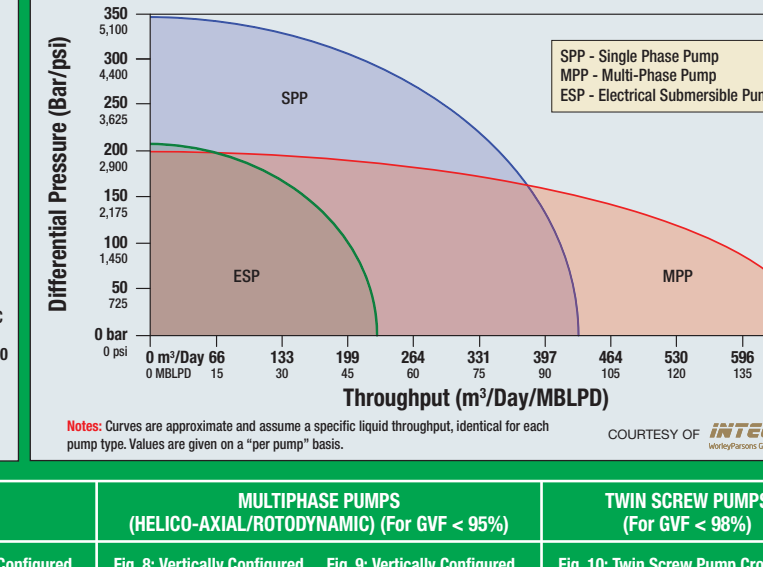


Fig. 5: Subsea Boosting Pump Types

GRAPH 1 - O/G vs. DIFFERENTIAL PRESSURE - OPERATIONAL AND CONCEPTUAL CAPABILITIES



GRAPH 2 - DIFFERENTIAL PRESSURE vs. THROUGHPUT - SUBSEA PUMP CAPABILITIES



BOOSTING SYSTEM EXAMPLES (CONCEPTUAL & DELIVERED)



ACKNOWLEDGEMENT OF THE CONTRIBUTORS
INTECSEA and Offshore Magazine wish to acknowledge the following companies and individuals who continue to support our efforts to educate and inform the oil & gas industry on the status of subsea processing technologies and systems.

POSTER CODE KEY
This poster is divided into distinct sections and the section is marked by a background color. The color denotes the type of technology presented in the section. This color code is carried throughout the poster. Below are the color code designations for each of the seven themes.

Table with 2 columns: Technology Type and Color Code. Includes categories like Full Wellhead Processing, Subsea Well Completion, etc.

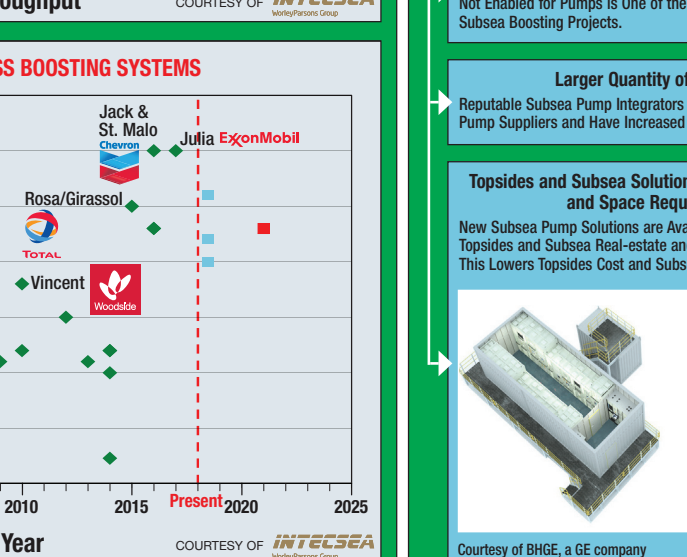
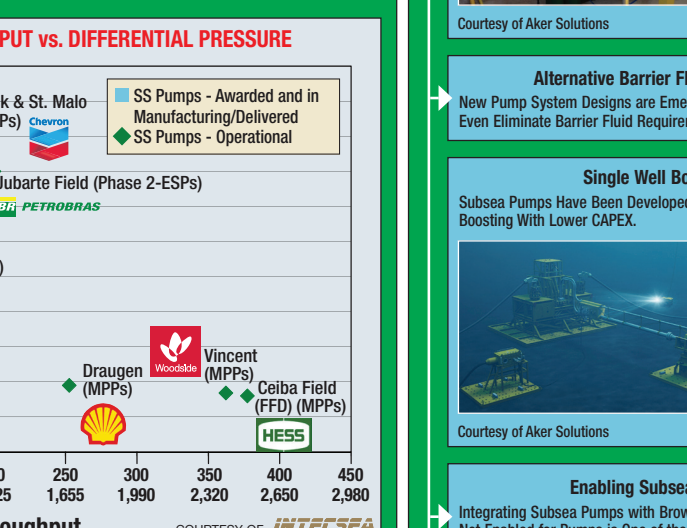
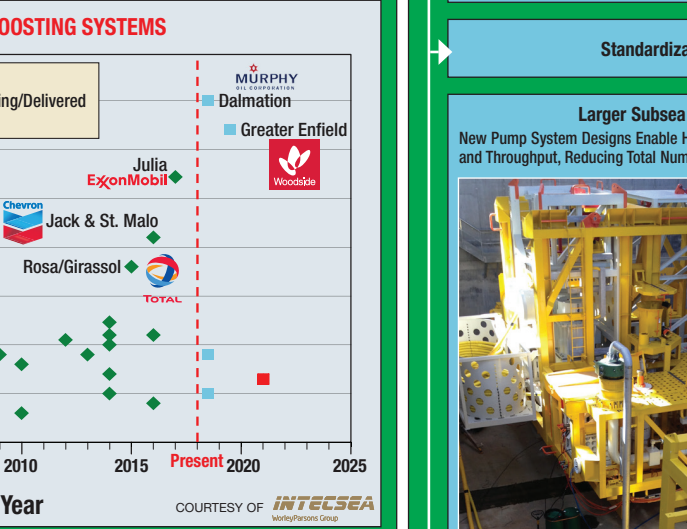
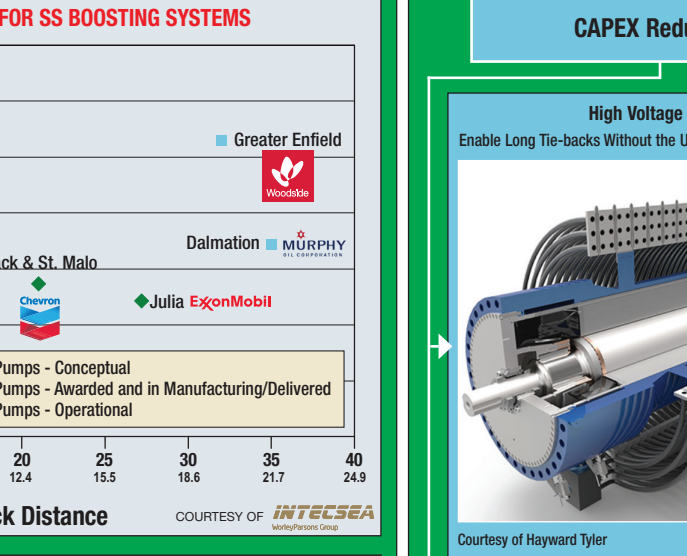
TABLE 3 - ACRONYMS & ABBREVIATIONS

Table of acronyms and abbreviations used in the survey, such as AC, AFD, AIG, etc.

TABLE 1 - 2018 WORLDWIDE SURVEY OF SUBSEA GAS COMPRESSION, BOOSTING, WATER INJECTION, AND SEPARATION (AS OF FEBRUARY 2018) (1/2)

Large data table with columns: Field/Project, Current Operator, Comments, Region/Basin, Water Depth, Tieback Distance, System Flow Rate, Differential Pressure, Unit Power, Total Power, System Package, No. of Pumps/Units, Pump Type or Comp. Type, Compressor/Pump Manufacturer, In-Service/Operating Information.

SUBSEA BOOSTING PROJECT TRENDS



ADVANCES IN SUBSEA BOOSTING TECHNOLOGY: REDUCING COST AND RISK WHILE INCREASING OPERATIONAL CAPABILITY

Multiple panels detailing advances in subsea boosting technology, including CAPEX Reduction, Increased Operational Tolerance, Risk Reduction, and various pump and system configurations.

CHART 1 - SUBSEA SUPPLIER MATRIX (As of Feb. 2018)

Supplier matrix chart showing various subsea equipment and services provided by different companies.

SUBSEA POWER CONNECTIONS

Table detailing subsea power connections, including wet-mate and dry-mate technologies.

SUBSEA POWER DISTRIBUTION EQUIPMENT



SUBSEA GAS COMPRESSION SYSTEMS



SUBSEA GAS COMPRESSION SYSTEMS



SUBSEA GAS COMPRESSION SYSTEMS



SUBSEA GAS COMPRESSION SYSTEMS



TRANSFORMING THE OIL & GAS INDUSTRY logo and website information

SUBSEATEBACK FORUM & EXHIBITION logo and website information

Offshore MAGAZINE logo and website information

Delivering field-proven digital tools for subsea process design and operations. We enhance production. wood logo and website information