

# RELATIONSHIPS

We build a lot more for our clients than floating production units.

**MODEC** **SOFEC**

www.modec.com www.sofec.com

Profit from our experience.

FPSO/FSO • TLP • Semisubmersible • Operations • Mooring Systems • Marine Terminals

Tokyo • Houston • Singapore • Macau

## Performance MEANS EXPERIENCE

Cameron's Petrotec Process Systems incorporates the industry's most trusted brand names. Visit us at [www.c-c.com](http://www.c-c.com) to put our experience to work for you.

**RAISING PERFORMANCE. TOGETHER.**

BFCC™ KCC™ UNICEL™ VORTOL™ WEMCO™

PETRECO™ KREBS™ METROL™

**CAMERON**

## BONDSTRAND®

Fiberglass-Composite Pipe Systems  
The proven way to move fluids

WORLDWIDE MANUFACTURING, SALES & SERVICE

[www.ameron-fpg.com](http://www.ameron-fpg.com)

**AMERON**

Provides FPSO Solutions worldwide on a lease or turnkey basis.

[www.bondfishore.com](http://www.bondfishore.com)

Myanmar • Monaco • The Netherlands • USA

World Leader in Conversions

[www.eagle.org](http://www.eagle.org)

Setting the Standard for Service.

**ABS**

## 2009 WORLDWIDE SURVEY OF FLOATING PRODUCTION, STORAGE AND OFFLOADING (FPSO) UNITS

Organized by Vessel Names - Note 4

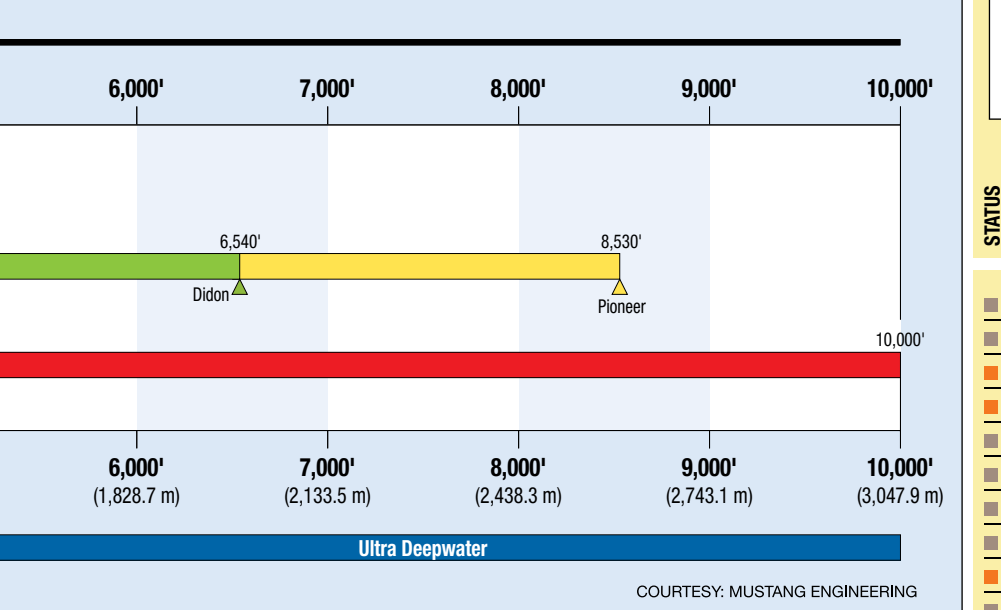
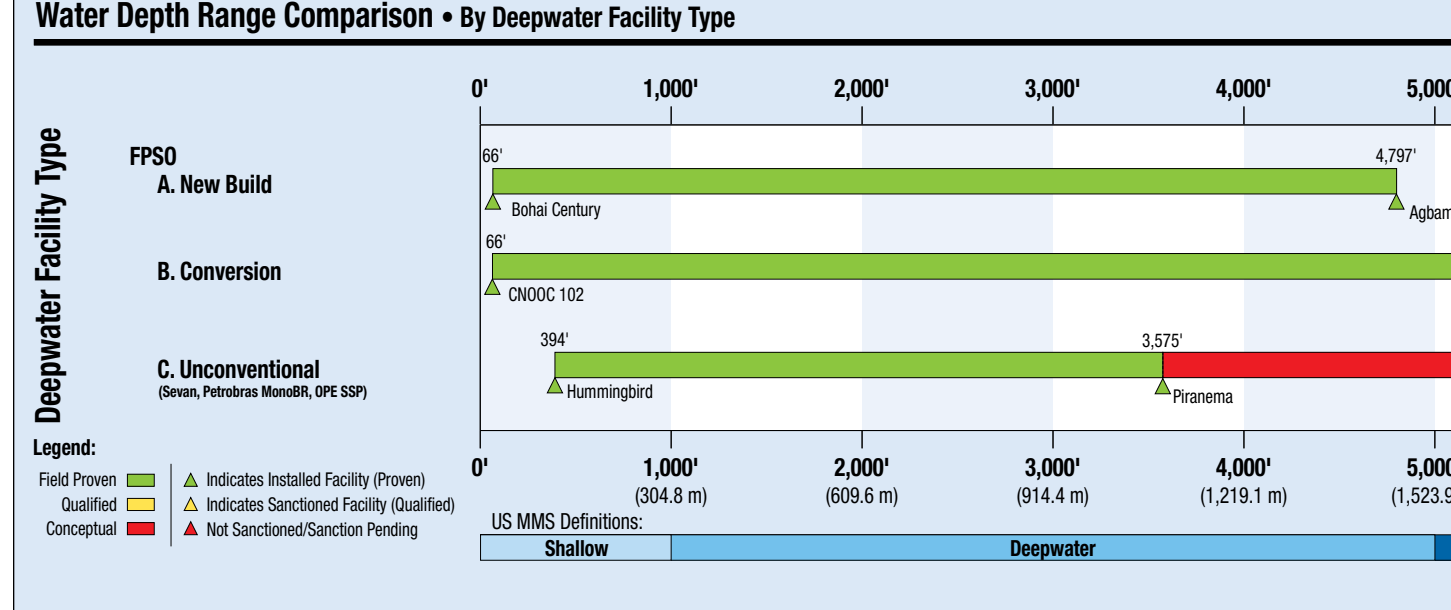
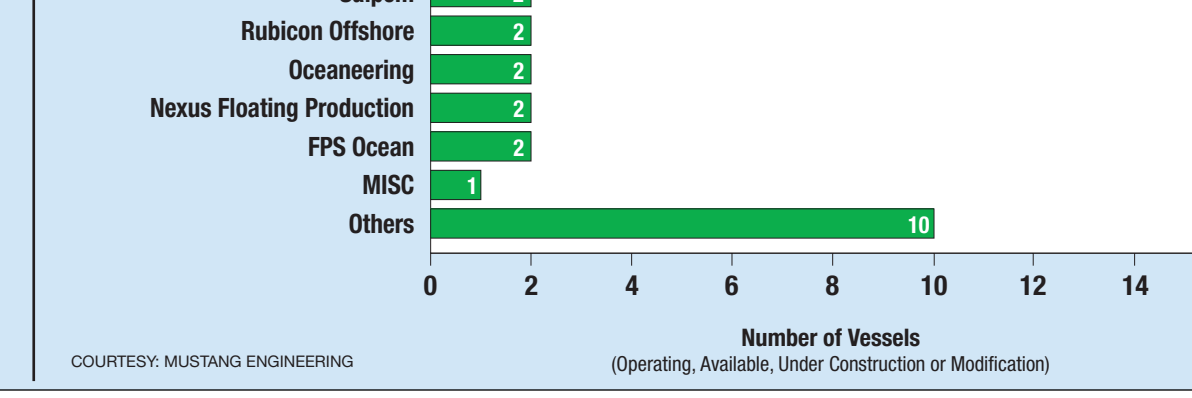
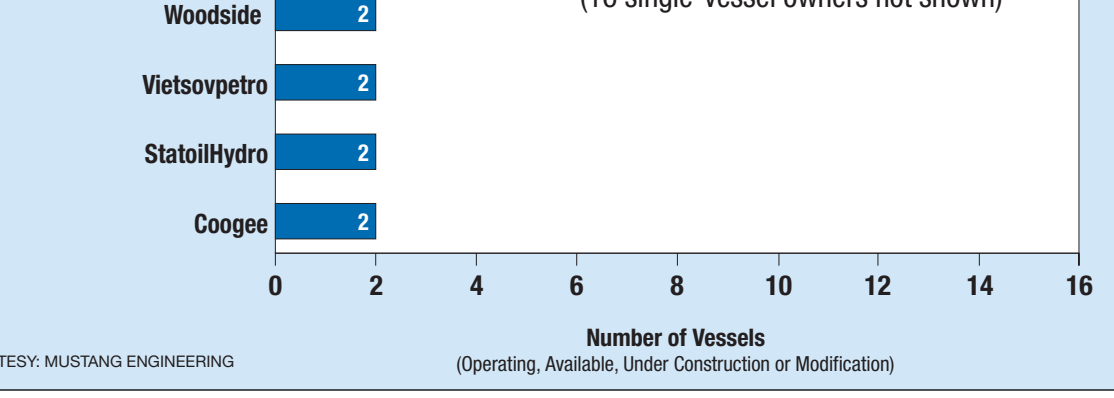
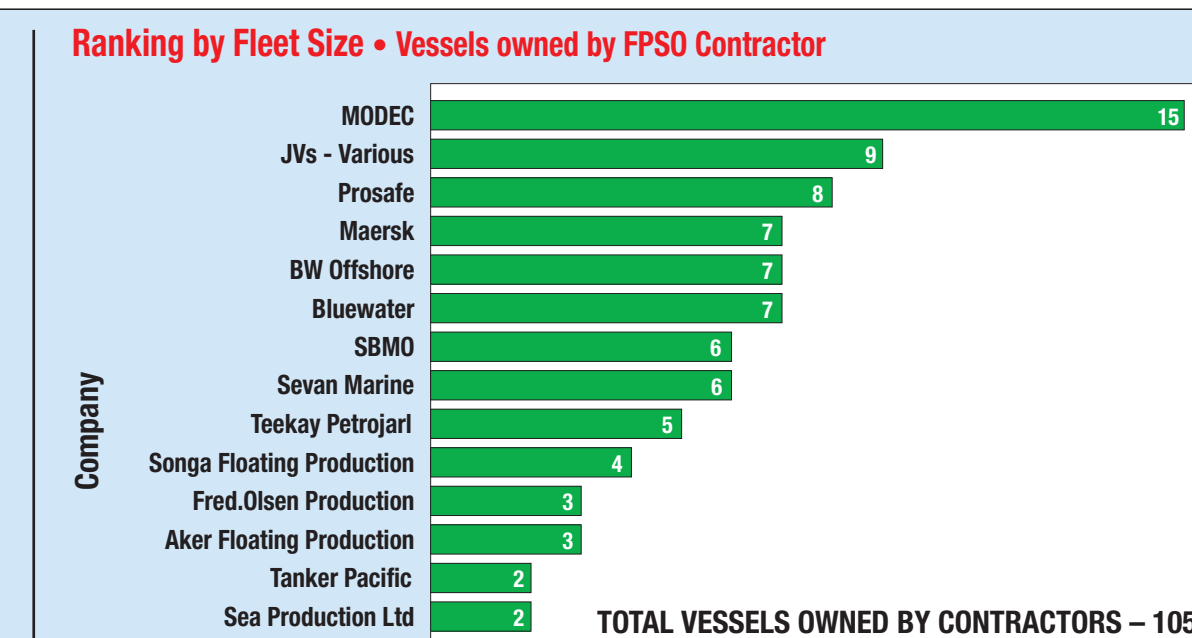
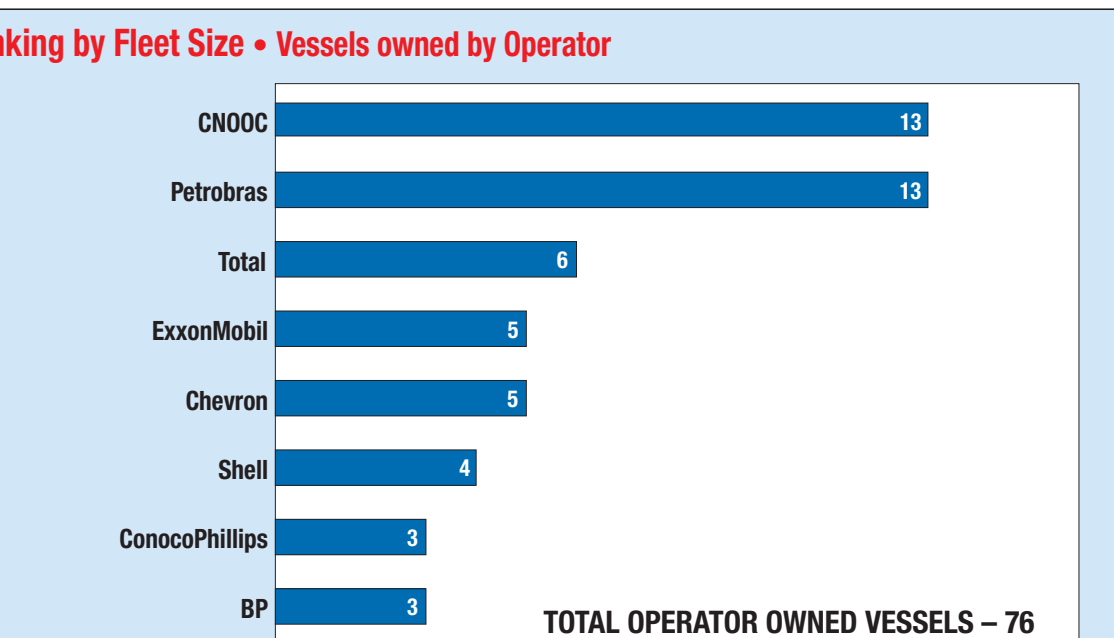
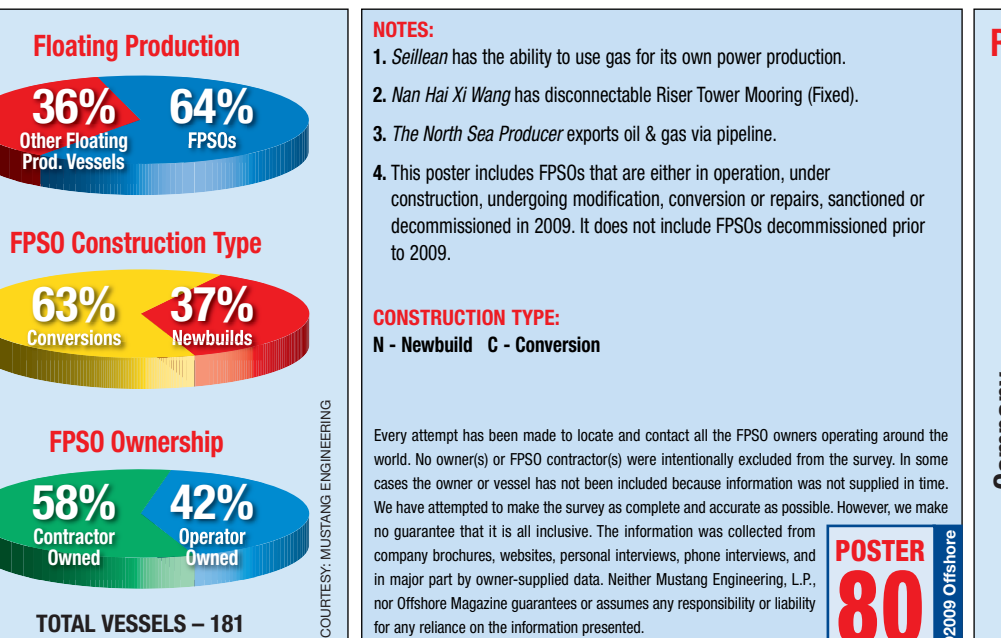
PREPARED BY Lindsey Willmet and Chad Spang of Mustang Engineering ASSISTANCE FROM: E. Kurt Albaugh, PE of BHP Billiton

POSTER LAYOUT: Chris Jones of Xeron Group | [www.xerongroupdesign.com](http://www.xerongroupdesign.com)

**Offshore** MAGAZINE

1405 West Loop, Suite 400, Houston, TX 77027  
Tel: 713-421-8720 Fax: 713-363-4200  
[www.offshore-mag.com](http://www.offshore-mag.com)

Mustang A Wood Group Company



STATUS	VESSEL NAME	FPSO OWNER	FIRST OIL MONTH	FIRST OIL YEAR	FPSO OPERATOR	LEASED FPSO (CONTRACTOR NAME)	COUNTRY	CONSTRUCTION TYPE	TOTAL THROUGHPUT (BOPD)	STORAGE CAPACITY (MBBL DBO)	OPERATING WATER DEPTH (M)		
A	ABO	Prosafe	April	2003	Prosafe	Nigeria Agip Exploration	Nigeria	C	51	932	550		
A	AGBAMI	Chevron	July	2008	Star Deepwater JV	Nigeria	C	285	1,800	1,462			
A	AKER SMART 2	Aker Floating Production	Y	Available	Aker Bergstad Operations	Indonesia	C	1,300	TBD				
A	AKER SMART 3	Aker Floating Production	Y	Available	Aker Bergstad Operations	Indonesia	C	1,300	TBD				
A	AKO	Total	March	2009	Total	Nigeria	N	287	2,000	1,325			
A	AL ZAFARANA	Zafarana Oil Company	Nov	1994	Prosafe	Egypt	C	16	80	60			
A	ALYHEIM	Maersk	June	2008	Maersk	Norway	C	101	560	120			
A	AMASURIA	Shell	Oct	1996	Shell	N. Teal, Teal South, Guillemot A, Cook	U.K.	C	236	2,000	89		
A	ANGOLA PSYM	MODEC	2011	MODEC	Y	Block 31 NE - Pluto, Sulfuro, Venus, Mars	Angola	C	26	2,000	1,980		
A	ANITA MATINA	Premier Oil	April	1980	Premier Oil	Indonesia	N	75	550	77			
A	ANNA MIZU	Bluewater	July	2009	SBMO	Y	Enak, Enak North Sea	U.K.	C	36	600	115	
A	ARMADA PERKASA	Burmi Armada	July	2009	Burmi Armada	AMNI International	N	27	400	60			
A	ASGARD A	StatoilHydro	May	1999	StatoilHydro/Saga Petroleum	N	Asgard	Norway	C	200	920	300	
A	AZURITE FPSO	Prosafe	2009	2009	Murphy West Africa	Y	Pointe Noire	Congo	C	50	1,400	1,400	
A	BA VI	Vietsovetrop	1993	Vietsovetrop	Vietsovetrop	N	Dragon Block 9/16	Vietnam	C	100	1,100	48	
A	BAOBAB IWORIREN MV 10	MODEC	Aug	2005	MODEC	QIR International	Y	Bachab	Cote d'Ivoire	C	83	2,000	970
A	BC-10 FPSO	SBMO	July	2009	SBMO	Y	Parque das Corchas	Brazil	C	108	2,000	1,780	
A	BEJAMAK	ConocoPhillips	Dec	2004	ConocoPhillips	N	Belakap West Natuna Block B	Indonesia	N	57	880	90	
A	BERGE HELENE	SW Offshore	Feb	2006	ABB	Woodside	Y	Changate Field	Mauritania	C	88	1,650	694
A	BERGE OKOLOBA TORU LUK	SW Offshore	2005	BW Offshore	Shell	Y	Bonny River	Nigeria	C	75,000 m3	134		
A	BLED HOLM	Bluewater	April	1999	Talisman	Talisman (Blake I. operated by BG)	U.K.	C	66	657	109		
A	BONAI MING ZHU	CNOOC	Dec	2002	ConocoPhillips/CNOOC	ConocoPhillips	N	Penglai 19-3 Block 11/05	China	C	81	1,000	31
A	BONAI SHI XI HONG CENTURY	CNOOC	Oct	2001	CNOOC	N	Qulinhuashan 32-6	China	C	13	390	20	
A	BONAI YOU YI HAO	CNOOC	Nov	2004	CNOOC	CNOOC	N	Bongha 28-1	China	C	70	1,100	22
A	BONGA	Shell	Nov	2005	Shell	Shell	N	Bonga	Nigeria	C	187	1,400	1,250
A	BOURBON OPALE	Bourbon Offshore	May	2002	Bourbon Offshore	PEMEX	N	Various	Mexico	C	25	306	
A	BRASIL	JV - SBMO/ Partner	Dec	2002	SBMO/JV Partner	Roncadour	Brazil	C	108	1,700	1,360		
A	BRITLOLOY	Berlian Laju Tanker (BLT)	July	2006	BLT	Pertamina/PetroChina	Indonesia	C	30	400	75		
A	BUNCA KERTAS - LUKIT	MISC	Apr	2004	PSB	Malaysia	C	40	619	82			
A	BW CARMEN	BW Offshore	SW Offshore	StatoilHydro	Y	Bresnay	U.K.	C	49	400	825		
A	BW PEACE	BW Offshore	Apr	2010	BW Offshore	Petrobras	Y	Tupi	Brazil	C	45	1,000	2,500
A	BW PIONEER	BW Offshore	Feb	2010	BW Offshore	Petrobras	US GOM	C	80	600	2,600		
A	CAPXABA	SBMO	May	2006	SBMO	Petrobras	Y	Gofinho	Brazil	C	120	1,600	1,340
A	CAPTAIN	Chevron	Dec	1986	Chevron	Chevron	N	Captain A, B, C	U.K.	C	37	13,000 m3	104
A	CHALLENGE VENTURE	Coogee	Dec	1989	Coogee	Australia	N	Challin, Gaswell	Australia	C	150	2,200	106
A	CHANG HONG HAO (CNOOC 102)	CNOOC	Dec	2007	CNOOC	CNOOC	N	Bozhong 34/1	China	C	13	390	20
A	CHI LINH	Vietsovetrop	1985	Vietsovetrop	N	White Tiger	Vietnam	C	70	975	50		
A	CIDADE DE ANDRA DOS REIS MV22	MODEC	2010	MODEC	Petrobras	Y	Tupi	Brazil	C	125	1,600	2,150	
A	CIDADE DE NITEROI MV 18 (Opportunity Oil)	MODEC	Feb	2009	MODEC	Petrobras	Y	Scheffelin in Campos Basin	Brazil	C	121	1,600	1,500
A	CIDADE DE RIO DE JANEIRO MV14	MODEC	Jan	2007	MODEC	Petrobras	Y	Esquadra Sul Field	Brazil	C	115	1,600	1,350
A	CIDADE DE SANTOS MV 20	MODEC	2010	MODEC	Petrobras	Y	Camargo, Tambo	Brazil	C	93	700	1,300	
A	CIDADE DE SAO MATIAS	MODEC	2009	MODEC	Petrobras	Y	Camargo	Brazil	C	41	700	763	
A	CIDADE DE VITORIA (GOLFINHO II)	Saptem	Nov	2007	Saptem	Petrobras	Y	Gofinho	Brazil	C	120	1,900	1,386
A	CIDADE RIO DAS OSTRAS	Teekay Petrojarl	March	2008	Teekay Petrojarl	Petrobras	N	Badojo	Brazil	C	27	214	93
A	CONKATIAT	Perenco	1991	Perenco	Perenco	N	Yombo	Congo	C	37	1,420	114	
A	COSSACK PIONEER	JV - North West Shelf	Nov	1995	Woodside Energy	Woodside Energy	Australia	C	159	1,160	76		
A	CRISTAL OCEAN	Adco	Nov	2005	AGR	Y	Baker, Maria, Guimby	Australia	C	30	300	155	
A	CHUONG HONG (SU TU DEN)	Cao Long JV	Oct	2003	MODEC	Cao Long JV	Vietnam	N	68	900	48		
A	DALIA	Total	Aug	2006	Total	N	Dalia	Angola	C	55	916	1,360	
A	DEEP PRODUCER 1	FPS Ocean	FPS Ocean	FPS Ocean	Y		C	40	480				
A	DEEP PRODUCER 2	FPS Ocean	FPS Ocean	FPS Ocean	Y		C	60	600				
A	DHURUWANI (AKER SMART 1)	Aker Floating Production	Sept	2008	Aker Bergstad Operations	Reliance	Y	MA-D6	India	C	113	1,300	1,200
A	DIGN	PA Resources	Dec	2006	PA Resources	N	Dign	Tunisia	C	30	500	2,600	
A	DYNAMIC PRODUCER	DPI	2009	DPI	Petrobras	N	Several	Brazil	C	30	300	2,500	
A	EAST CHALLENGE	Songa Floating Production	Songa Floating Production	Songa Floating Production	Y		C	72	1,050				
A	EAST COMMANDER	Songa Floating Production	Songa Floating Production	Songa Floating Production	Y		C	72	1,050				
A	EAST FORTUNE	Songa Floating Production	Songa Floating Production	Songa Floating Production	Y		C	30	460				
A	EAST VENTURE	Songa Floating Production	Songa Floating Production	Songa Floating Production	Y		C	72	1,050				
A	ERNA	ExxonMobil	Apr	2006	ExxonMobil	N	Niger Delta OPL 209	Nigeria	C	317	2,300	1,180	
A	ESPAORTE	SBMO	July	2000	SBMO	Y	Esquadra S & Marinha	Brazil	C	115	1,900	800	
A	ESPOIR IWORIREN	Prosafe	Feb	2002	Prosafe	QIR International	Y	O-26, Adjidan	Cote d'Ivoire	C	47	1,100	120
A	EZRA	Erna	2007	Erna	Erna	Y		C	25	700	N/A		
A	FALDOW	SBMO	SBMO	ExxonMobil	Y		C	216	2,200	N/A			
A	FALWANI (Note 4)	Total	Sept	2003	Exmar	Y	Gimboa	Angola	C	66	1,800	711	
A	FEN JIN HAO	CNOOC	2004	CNOOC	Shell Energy	N	Una (Panyu 4-2), Botes (Panyu 5-1)	China	C	70	990	1,200	
A	FILIMENSE FPSO (Note 5)	Shell	Aug	2003	MODEC	N	Bigaya, Santes	Brazil	C	83	800	740	
A	FOUR VANGUARD (WOOLLYBUTT)	Premuda	2003	Premuda	ENI Agip	Y	Woollybutt, Scalybutt	Australia	C	40	600		
A	FRANCE	Chevron	July	2009	SBMO	Chevron	N	Frade BC-4	Brazil	C	118	1,500	
A	FRONT PUFFIN	Sea Production Ltd	Oct	2007	Abel	AED Oil Limited	Y	Puffin Field, NW Australia	Australia	C	40	770	70
A	GIMBOA	Saptem	2001	Saptem	Sonangol	Y	Gimboa	Angola	C	66	1,800	711	
A	GLASCOCK	Total	Dec	2001	Total	N	Graslock, Jasmin Block 17, Rosa (Future)	Angola	C	75	925	1,400	
A	GLAS DOWN	Bluewater	Aug	2003	Bluewater	Petro/SA Pioneer Natural Resources	Y	Sable	South Africa	C	112	585	85
A	GLOBAL PRODUCER (GRYPHON A)	Maersk	Sept	1993	Maersk	Maersk	Y	Gryphon, Makura, Tulich	U.K.	C	105	510	91
A	GLOBAL PRODUCER III	Maersk	Nov	2001	Maersk	Y	Dumbarton	U.K.	C	100	510	113	
A	GLOBAL PRODUCER VIII (Hai Yang Shi You 112)	Anadarko	July	2004	Anadarko	N	Caoledian 11-1, 11-2, 11-3, 11-5	China	C	88	820	24	
A	GOLAT (SEVAN 1000)	Sevan Marine	2013	Sevan Marine	EM Agip	Y	Golat	Norway	C	106	137	380	
A	GREATER PLUTONIO	BP	2007	BP	BP	N	Block 16	Angola	C	107	950	1,200	
A	GRIFIN VENTURE	BHP Billiton	1994	BHP Billiton	BHP Billiton	N	Griffin, Chirook, Scindian	Australia	C	307	1,800	131	
A	GUANAMI I FPSO	Petrobras	Petrobras	Petrobras	Y		C	30	300				
A	HAWEENE BRIM	Bluewater	Jan	1999	Bluewater	Shell	U.K.	C	88	626	85		
A	HAI YANG SHI YOU 111	CNOOC	Oct	2003	CNOOC	CNOOC	N	Panyu 4/2, 5/1	China	C	75	1,000	110
A	HAI YANG SHI YOU 113	CNOOC	Aug	2004	Chevron	CNOOC	N	Bozhong 25-1	China	C	190	1,800	22

### DECOMMISSIONED VESSELS OR VESSELS TO BE BUILT

STATUS	VESSEL NAME	FPSO OWNER	FIRST OIL MONTH	FIRST OIL YEAR	FPSO OPERATOR	LEASED FPSO (CONTRACTOR NAME)	COUNTRY	CONSTRUCTION TYPE	TOTAL THROUGHPUT (BOPD)	STORAGE CAPACITY (MBBL DBO)	OPERATING WATER DEPTH (M)
A	BLUCK 32 - GINDUNDO, CANELA, GENGIBRE, COLA		2014	Total	Block 32 - Gengibre, Canela & Gindundo	Angola					
A	CLIV		2012	Total	Block 17 - Cravo, Liza, Ordeiras, & Violeta	Angola					
A	CRUX		2009	Nexus	Cruz	Australia		1			